

2023 Consumer Confidence Report Data MELROSE WATERWORKS, PWS ID: 62702937

Este informe contiene información importante acerca de su agua potable. Haga que alguien lo traduzca para usted, o hable con alguien que lo entienda.

Blaim ntawv tshaabzu nuav muaj lug tseemceeb heev nyob rua huv kws has txug cov dlej mej haus. Kuas ib tug paab txhais rua koj, los nrug ib tug kws paub lug thaam.

Water System Information

If you would like to know more about the information contained in this report, please contact Ramon F Knudtson at (608) 792-2598.

Opportunity for input on decisions affecting your water quality

1st wed. of each month at 6:30 p.m.

Health Information

Drinking water, including bottled water, may reasonably be expected to contain at least small amounts of some contaminants. The presence of contaminants does not necessarily indicate that water poses a health risk. More information about contaminants and potential health effects can be obtained by calling the Environmental Protection Agency's safe drinking water hotline (800-426-4791).

Some people may be more vulnerable to contaminants in drinking water than the general population. Immuno-compromised persons such as persons with cancer undergoing chemotherapy, persons who have undergone organ transplants, people with HIV/AIDS or other immune systems disorders, some elderly, and infants can be particularly at risk from infections. These people should seek advice about drinking water from their health care providers. EPA/CDC guidelines on appropriate means to lessen the risk of infection by cryptosporidium and other microbial contaminants are available from the Environmental Protection Agency's safe drinking water hotline (800-426-4791).

Source(s) of Water

Source ID	Source	Depth (in feet)	Status
4	Groundwater	325	Active
5	Groundwater	285	Active

To obtain a summary of the source water assessment please contact, Ramon F Knudtson at (608) 792-2598.

Educational Information

The sources of drinking water, both tap water and bottled water, include rivers, lakes, streams, ponds, reservoirs, springs and wells. As water travels over the surface of the land or through the ground, it dissolves naturally occurring minerals and, in some cases, radioactive material, and can pick up substances resulting from the presence of animals or from human activity.

Contaminants that may be present in source water include:

- Microbial contaminants, such as viruses and bacteria, which may come from sewage treatment plants, septic systems, agricultural livestock operations and wildlife.
- Inorganic contaminants, such as salts and metals, which can be naturally- occurring or result from urban stormwater runoff, industrial or domestic wastewater discharges, oil and gas production, mining or farming.
- Pesticides and herbicides, which may come from a variety of sources such as agriculture, urban stormwater runoff and residential uses.
- Organic chemical contaminants, including synthetic and volatile organic chemicals, which are by-products of industrial processes and petroleum production, and can also come from gas stations, urban stormwater runoff and septic systems.
- Radioactive contaminants, which can be naturally occurring or be the result of oil and gas production and mining activities.

In order to ensure that tap water is safe to drink, EPA prescribes regulations that limit the amount of certain contaminants in water provided by public water systems. FDA regulations establish limits for contaminants in bottled water, which shall provide the same protection for public health.

Definitions

Term	Definition
AL	Action Level: The concentration of a contaminant which, if exceeded, triggers treatment or other requirements which a water system must follow.
HA and HAL	HA: Health Advisory. An estimate of acceptable drinking water levels for a chemical substance based on health effects information. HAL: Health Advisory Level is a concentration of a contaminant which, if exceeded, poses a health risk

Term	Definition
	and may require a system to post a public notice. Health Advisories are determined by US EPA.
HI	HI: Hazard Index: A Hazard Index is used to assess the potential health impacts associated with mixtures of contaminants. Hazard Index guidance for a class of contaminants or mixture of contaminants may be determined by the US EPA or Wisconsin Department of Health Services. If a Health Index is exceeded a system may be required to post a public notice.
Level 1 Assessment	A Level 1 assessment is a study of the water system to identify potential problems and determine, if possible, why total coliform bacteria have been found in our water system.
Level 2 Assessment	A Level 2 assessment is a very detailed study of the water system to identify potential problems and determine, if possible, why an E. coli MCL violation has occurred or why total coliform bacteria have been found in our water system, or both, on multiple occasions.
MCL	Maximum Contaminant Level: The highest level of a contaminant that is allowed in drinking water. MCLs are set as close to the MCLGs as feasible using the best available treatment technology.
MCLG	Maximum Contaminant Level Goal: The level of a contaminant in drinking water below which there is no known or expected risk to health. MCLGs allow for a margin of safety.
MFL	million fibers per liter
MRDL	Maximum residual disinfectant level: The highest level of a disinfectant allowed in drinking water. There is convincing evidence that addition of a disinfectant is necessary for control of microbial contaminants.
MRDLG	Maximum residual disinfectant level goal: The level of a drinking water disinfectant below which there is no known or expected risk to health. MRDLGs do not reflect the benefits of the use of disinfectants to control microbial contaminants.
mrem/year	millirems per year (a measure of radiation absorbed by the body)
NTU	Nephelometric Turbidity Units
pCi/l	picocuries per liter (a measure of radioactivity)
ppm	parts per million, or milligrams per liter (mg/l)
ppb	parts per billion, or micrograms per liter (ug/l)
ppt	parts per trillion, or nanograms per liter
ppq	parts per quadrillion, or picograms per liter
PHGS	PHGS: Public Health Groundwater Standards are found in NR 140 Groundwater Quality. The concentration of a contaminant which, if exceeded, poses a health risk and may require a system to post a public notice.
RPHGS	RPHGS: Recommended Public Health Groundwater Standards: Groundwater standards proposed by the Wisconsin Department of Health Services. The

Term	Definition
	concentration of a contaminant which, if exceeded, poses a health risk and may require a system to post a public notice.
SMCL	Secondary drinking water standards or Secondary Maximum Contaminant Levels for contaminants that affect taste, odor, or appearance of the drinking water. The SMCLs do not represent health standards.
TCR	Total Coliform Rule
TT	Treatment Technique: A required process intended to reduce the level of a contaminant in drinking water.

Detected Contaminants

Your water was tested for many contaminants last year. We are allowed to monitor for some contaminants less frequently than once a year. The following tables list only those contaminants which were detected in your water. If a contaminant was detected last year, it will appear in the following tables without a sample date. If the contaminant was not monitored last year, but was detected within the last 5 years, it will appear in the tables below along with the sample date.

Disinfection Byproducts

Contaminant (units)	Site	MCL	MCLG	Level Found	Range	Sample Date (if prior to 2023)	Violation	Typical Source of Contaminant
TTHM (ppb)	DISINFECTANT 1	80	0	14.8	14.8		No	By-product of drinking water chlorination
HAA5 (ppb)	DISINFECTANT 2	60	60	4	4		No	By-product of drinking water chlorination

Inorganic Contaminants

Contaminant (units)	Site	MCL	MCLG	Level Found	Range	Sample Date (if prior to 2023)	Violation	Typical Source of Contaminant
ARSENIC (ppb)		10	n/a	2	0 - 2		No	Erosion of natural deposits; Runoff from orchards; Runoff from glass and electronics production wastes
FLUORIDE (ppm)		4	4	0.3	0.2 - 0.3		No	Erosion of natural deposits; Water additive which promotes strong teeth; Discharge from fertilizer and aluminum factories
MERCURY (ppb)		2	2	0.1	0.0 - 0.1		No	Erosion of natural deposits; Discharge from refineries and factories; Runoff from landfills; Runoff from cropland
NITRATE (N03-N) (ppm)		10	10	0.01	0.01 - 0.01		No	Runoff from fertilizer use; Leaching from septic tanks, sewage; Erosion of natural deposits
SODIUM (ppm)		n/a	n/a	2.62	2.43 - 2.62		No	n/a

Contaminant (units)	Action Level	MCLG	90th Percentile Level Found	# of Results	Sample Date (if prior to 2023)	Violation	Typical Source of Contaminant
COPPER (ppm)	AL=1.3	1.3	0.1610	0 of 10 results were above the action level.		No	Corrosion of household plumbing systems; Erosion of natural deposits; Leaching from wood preservatives

Radioactive Contaminants

Contaminant (units)	Site	MCL	MCLG	Level Found	Range	Sample Date (if prior to 2023)	Violation	Typical Source of Contaminant
GROSS ALPHA, EXCL. R & U (pCi/l)		15	0	3.9	0.0 - 3.9	3/2/2020	No	Erosion of natural deposits
RADIUM, (226 + 228) (pCi/l)		5	0	0.3	0.2 - 0.3	3/2/2020	No	Erosion of natural deposits
GROSS ALPHA, INCL. R & U (n/a)		n/a	n/a	3.9	-1.6 - 3.9	3/2/2020	No	Erosion of natural deposits

Additional Health Information

If present, elevated levels of lead can cause serious health problems, especially for pregnant women and young children. Lead in drinking water is primarily from materials and components associated with service lines and home plumbing. Melrose Waterworks is responsible for providing high quality drinking water, but cannot control the variety of materials used in plumbing components. When your water has been sitting for several hours, you can minimize the potential for lead exposure by flushing your tap for 30 seconds to 2 minutes before using water for drinking or cooking. If you are concerned about lead in your water, you may wish to have your water tested. Information on lead in drinking water, testing methods, and steps you can take to minimize exposure is available from the Safe Drinking Water Hotline or at www.epa.gov/safewater/lead.

CROSS CONNECTION INSPECTION REQUIREMENTS

(Each House Must Be Inspected Every 10 Years)

What is a Cross-Connection?

A cross-connection is an actual or potential connection between the safe drinking water (potable) supply and a source of contamination or pollution. State plumbing codes require approved backflow prevention methods to be installed at every point of potable water connection and use. Cross-Connections must be properly protected or eliminated.

How does contamination occur?

When you turn on your faucet, you expect the water to be as safe as when it left the treatment plant. However, certain hydraulic conditions left unprotected within your plumbing system may allow hazardous substances to contaminate your own drinking water or even the public water supply.

Water normally flows in one direction. However, under certain conditions, water can actually flow backwards; this is known as backflow. There are two situations that can cause water to flow backward: back siphonage and backpressure.

Backsiphonage

May occur due to a loss of pressure in the municipal water system during a fire fighting emergency, a water main break or system repair. This creates a siphon in your plumbing system which can draw water out of a sink or bucket and back into your water or the public water system.

Backpressure

May be created when a source of pressure (such as a boiler) creates a pressure greater than the pressure supplied from the public water system. This may cause contaminated water to be pushed into your plumbing system through an unprotected cross-connection.


In the Bathroom - Hand Held Shower Fixture

The hand held shower fixture is compliant if:

- When shower head is hanging freely, it is at least 1" above top of the flood level rim of the receptor (tub).
- Complies with ASSE #1014.
- Has the ASME code 112.18.1 stamped on the handle.



1" Minimum AIR GAP Above Tub from Fixture Outlet.

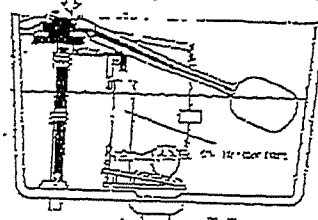


In the Bathroom - Toilet Tanks

There are many unapproved toilet tank fill valve products sold at common retailers which do not meet the state plumbing code requirements for backflow prevention.

- Look for the ASSE #1002 Standard symbol on the device and packaging.
- Replace any unapproved devices with an ASSE #1002 approved anti siphon ball-cock assembly. Average cost is typically \$12 to \$22 at home improvement stores.
- Verify overflow tube is one inch below critical level (CL) marking on the device.

ASSE #1002 Approved Ball Cock Assembly



Toilet water tank

I-KERCCD-20110414

© 2011 Hydra Designs, Inc.

Insights to protect your drinking water

Do...

- Keep the ends of hoses clear of all possible contaminants.
- Make sure dishwashers are installed with a proper "air gap" device.
- Verify and install a simple hose bibb vacuum breaker on all threaded faucets around your home.
- Make sure water treatment devices such as water softeners have the proper "air gap", which is a minimum of one inch above any drain.

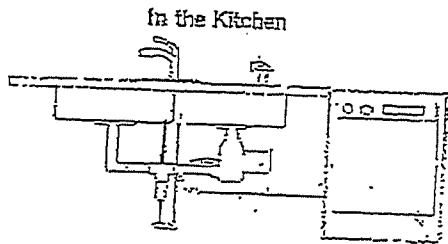
Hose Bibb Vacuum Breaker



Don't...

- Submerge hoses in buckets, pools, tubs, sinks or ponds.
- Use spray attachments without a backflow prevention device.
- Connect waste pipes from water softeners or other treatment systems directly to the sewer or submerged drain pipe. Always be sure there is a one-inch "air gap" separation.

Air Gap



Hoses and water treatment devices may create a potential backflow hazard if not properly isolated with backflow prevention methods.

Did you know...

Your water can become contaminated if connections to your plumbing system are not properly protected.

The purpose of the local Cross-Connection Control Program, as required by State Plumbing Code and Regulations, is to ensure that everyone in the community has safe, clean drinking water.

Public Health & Safety...

To avoid contamination, backflow preventers are required by state plumbing codes whenever there is an actual or potential hazard for a cross-connection. The Wisconsin Department of Natural Resources requires all public water suppliers to maintain an on-going Cross-Connection Control Program involving public education, onsite inspections, and possible corrective actions by building owners if required.

More Information

WI Department of Commerce
www.commerce.state.wi.us/

WI Department of Natural Resources
www.dnr.wi.gov

Environmental Protection Agency (EPA)
www.epa.gov

Cross-Connection Control / Backflow Prevention
www.bvlin.org/designsincrosswisc.html



WI-KBRCCC-20110414
© 2011 Hydrex Design, Inc.

The Melrose Water Department works around the clock to provide top quality water to every tap. We ask that all our customers help us protect our water sources, which are the heart of our community, our way of life and our children's future. Please call our office at 608-488-3191 if you have any questions or concerns.

Ramon Knudtson,
Water Operator

VILLAGE OF MELROSE

112 N. WASHINGTON STREET

P.O. BOX 117

MELROSE, WI 54642

(608)488-3191

ACCOUNT NUMBER

000-0193-00

ENTER AMOUNT PAID

ACCOUNT ID: 000-0193-00
KNUDTSON, RAMON
PO BOX 193
MELROSE WI 54642

BILLING DATE

3/28/2024

AMOUNT DUE

\$118.96

DUE DATE

4/23/2024

AFTER DUE DATE PA

\$122.52

PLEASE RETURN TOP PORTION WITH YOUR PAYMENT

READING DATES**PREVIOUS**

2/29/2024

PRESENT

3/28/2024

BILLING DATE

3/28/2024

DUE DATE

4/23/2024

ACCOUNT NUMBER

000-0193-00

PREVIOUS**PRESENT****USAGE****DESCRIPTION****AMOUNT**

150100

150500

400

PUBLIC FIRE 5/8

35.74

TRASH

20.74

SEWER USAGE

2.69

SEWER BASE

33.33

150100

150500

400

WATER USAGE

3.47

WATER BASE

22.99

AMOUNT DUE

118.96

Last Payment: 3/08/2024 Amount: \$118.96

Security Code: 5087

2023 CCR is now available at the Village Hall and
on our website www.melrosewi.gov.

SERVICE ADDRESS

102 N WASHINGTON STREET

ACCOUNT NUMBER

000-0193-00

VILLAGE OF MELROSE

112 N. WASHINGTON STREET

P.O. BOX 117

MELROSE, WI 54642

(608)488-3191